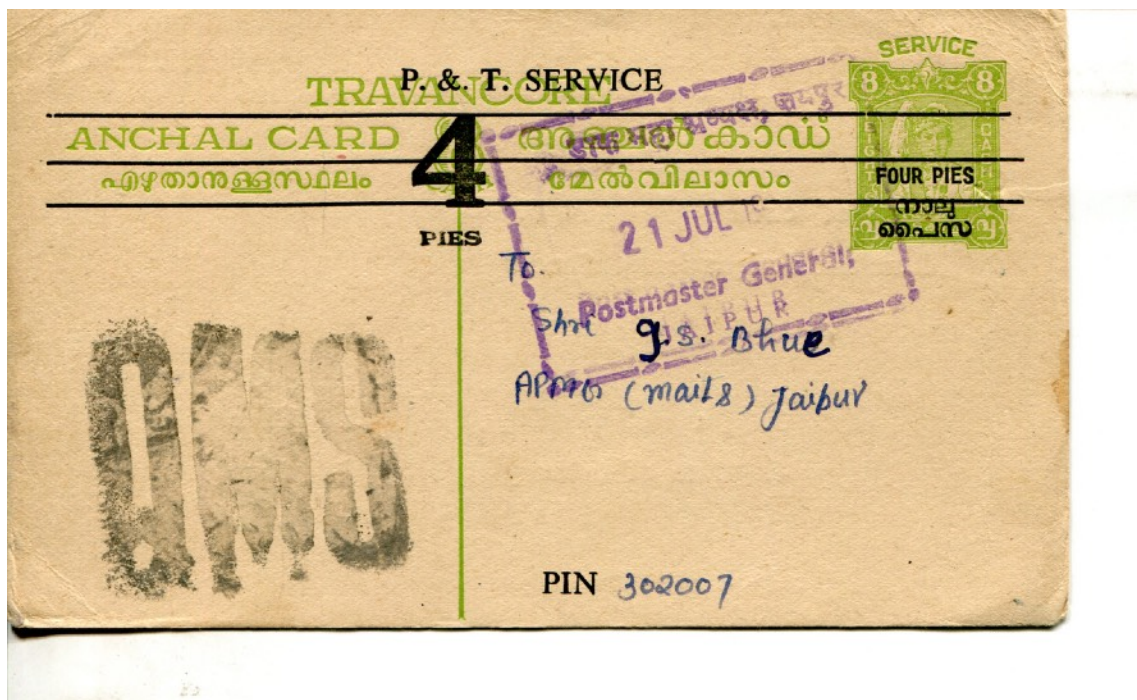




## Collecting - Q.M.S. Marks.



*Compiled by Rajesh Pamnani*

Hyderabad. India


(Version : 3rd July 2021)



**QMS = Quick Mail System (of India)**

The Quick Mail Service (QMS) is one of the great innovations adopted by the Indian Post Office in recent years to facilitate quick transmission of inland mail.

This service was inaugurated on 15<sup>th</sup> April, 1975.



Indian Postal Stamp on Pin Code

## Preface

What material can one look for while making a small collection / study or eventually an exhibit on a modern philately subject like QMS ?

There may be personal reasons and preferences for buying any material but before paying anything for any item .

My collecting and pricing would include the following consideration

1. Availability , Condition of Cover or Post Card (Rarity)

This allows 25% marks for the Price of the item.

2. Neatness of the Cancellation (Importance)

The readability of the cancellation will allow 25% marks

3. Period of Usage (Knowledge)

The closer to the initiation of the period of start of service will allow a 25% weightage marks

4. Size - Small /Medium or Large

This is the critical for relevance from exhibiting point of view also.

It is the final 25% of the marks

However how does one differentiate the Cachets printed by P&T Dept and privately ?

Traditional Philately

in terms of marks given for knowledge & Research,Rarity,Importance etc is the norm.

However when it comes to Modern Philately ; there may be no concise agreeable opinion of Rarity, as material may still be discovered (~in near future).



I would welcome suggestions & improvements on the above essay .

Please do write at the following mail ID  
rajesh\_pamnani@hotmail.com.

Or what's app at +91-98490-13175

Errors ,inconsistency or exceptions are probably my ignorance .

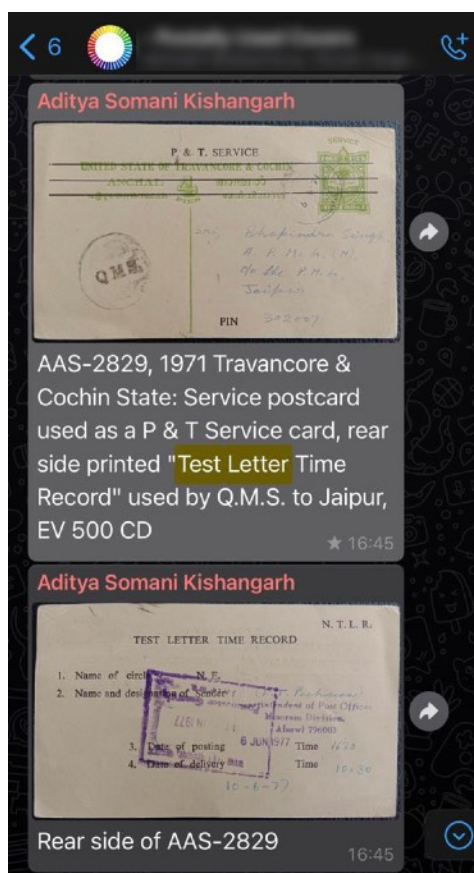
I personally believe that , Each subject is a work in progress, and knowledge can only grow only when it is shared and discussed.

Rajesh Pamnani .

4th July 2021 Hyderabad. India.

### Price Guide (2021) in brief

Type	Page	Price	Details
1. QMS Hand Stamp	18	100.00	(With PINCode Rs 250/-)
NTLR Post Card	13-16	500.00	Early Period is Higher
Slogan Cancellation	11	250.00	For PIN Code in Metal Stamp
QMS in Dater Hand Stamp	19	500.00	Clear HS commands a premium
Pin Code Promotion Hand stamps	10	250	Clear HS in Smaller Size Covers
Pin Code DIRECTORY	12	500	



A screen shot (Trading on what's app)



## **Background**

The abolition of air mail surcharge in 1949, and acceptance by the Government of the principle that the conveyance of mail by the fastest means feasible is its fundamental responsibility, subject to the dictates of current economy. From October 1950, therefore, air lift of first-class mail on a large scale without any surcharge commenced.

This was the celebrated “All-Up” (Night Air Mail) scheme. Nagpur provided the most convenient spot for the meeting of night planes from Delhi, Calcutta, Bombay and Madras, and for interchange of mail loads. The planes reached their terminal stations in the early hours of the morning.

*On 30th January 1949, cards and letters written by ordinary Indian citizens suddenly started to fly across the country at record speed. This was courtesy of the launch of the revolutionary Night Air Mail*



*Service or NAM – the birth of night air mail in India.*

To maximise speed, mobile post offices in each of the four main cities collected mail at designated points and delivered it straight to the airport for the flights to Nagpur. On some nights in the 1960s, as many as 10 flights headed to Nagpur in just one night!

In 1953, when the airline industry was nationalised, all existing individual airlines were merged into the new domestic airline, Indian Airlines.

When the HS-748 fleet was grounded by the Indian Airlines for technical reasons, the Airlines were forced to close down this night service and this resulted in the virtual discontinuance of the all-up scheme from September /October 1973.

The service became financially unviable and discontinued in October 1973.

## *Quest for Faster Delivery of Mail by India Post after Independence*

### 1. Express Delivery



#### Express Delivery Scheme

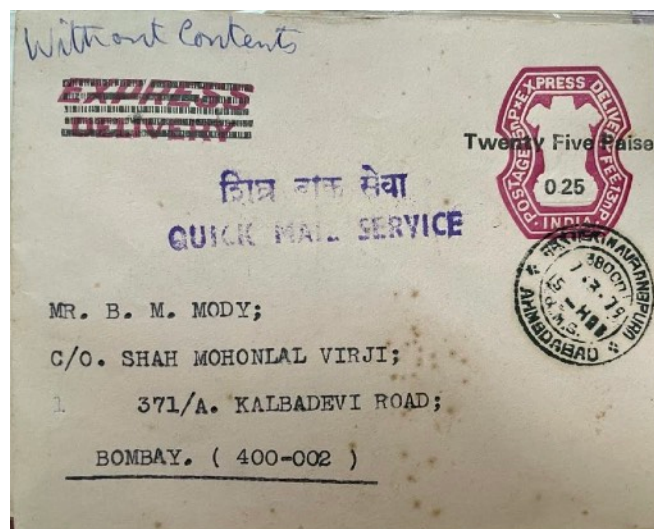
The Express Delivery scheme did not ensure quicker transmission, as such mails were forwarded with the regular mails; the only difference was that they were set out for delivery through a special messenger immediately on receipt of the mail at the office of destination. It was expensive too.

This scheme was abolished on 1<sup>st</sup> November, 1974.

Start of Service :1930 (Exact date not clear)

Service Rates during the years : 2a /13np/15np/20p/25p

End of Service : 30th October1974



Note on above cover :-

- 1.QMS Stationery Overprinted for Std. Letter Rate
2. Post Mark with QMS
3. QMS Hand Stamp (Bi-Lingual) in violet



## ZONE Number System (pre - PINCODE)

This is the first attempt to look at batching mail to closest destination.

The cover is one illustrated on this vast subject , pertaining to Post Independence Period.



Slogan 1 Please Get Your Correspondence Addressed To Correct Zone No. (1965)

Slogan 2 Zone Number Ensures Prompt Delivery (1960's)

(Pre-Independence period Zone number is a vast research in itself and deserves a separate essay .It is hence not included here.)

With a view to improving the speed of sorting, and of course transmission, the Post office introduced the PIN (Postal Index Number) Code on 15<sup>th</sup> August, 1972.

#### PINCODE

Postal Index Number (PIN) or PIN Code is a 6 digit code of Post Office numbering used by India Post. The PIN was introduced on August 15, 1972. There are 9 PIN regions in the country. The first 8 are geographical regions and the digit 9 is reserved for the Army Postal Service. The first digit indicates one of the regions. The second digit indicates the sub region or one of the postal circles (States). The third digit indicates a sorting / revenue district. The last 3 digits refer to the delivery Post Office.

The first digit of PIN indicates as below:

First Digit	Region	States Covered
1	Northern	Delhi, Haryana, Punjab, Himachal Pradesh and Jammu & Kashmir
2	Northern	Uttar Pradesh and Uttaranchal
3	Western	Rajasthan and Gujarat
4	Western	Maharashtra, Madhya Pradesh and Chattisgarh
5	Southern	Andhra Pradesh and Karnataka
6	Southern	Kerala and Tamil Nadu
7	Eastern	West Bengal, Orissa and North Eastern
8	Eastern	Bihar and Jharkand
9	APS	Army Postal Service



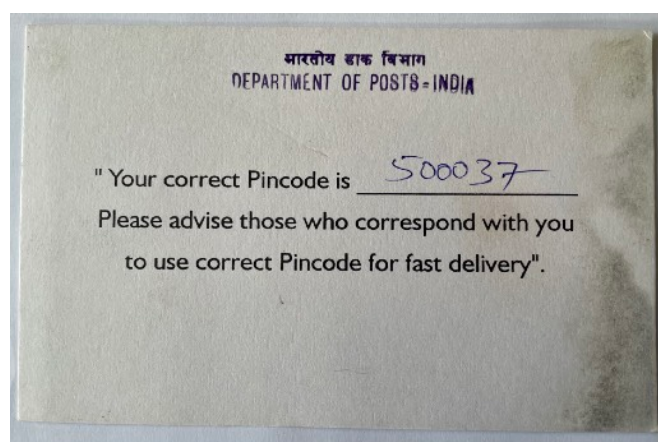
The first 2 digits of PIN indicate as below:

First 2 Digits of PIN	Circle
11	Delhi
12 and 13	Haryana
14 to 16	Punjab
17	Himachal Pradesh
18 to 19	Jammu & Kashmir
20 to 28	Uttar Pradesh and Uttaranchal
30 to 34	Rajasthan
36 to 39	Gujarat
40 to 44	Maharashtra
45 to 49	Madhya Pradesh and Chattisgarh
50 to 53	Andhra Pradesh & Telangana
56 to 59	Karnataka
60 to 64	Tamil Nadu
67 to 69	Kerala
70 to 74	West Bengal
75 to 77	Orissa
78	Assam
79	North Eastern
80 to 85	Bihar and Jharkand
90 to 99	Army Postal Service (APS)

Early Promotion of PIN Code - Rubber Handstamp usually in toilet



1. Mark your Pin Code / Tekulasomaram - 508285 (1972)
2. Your Postal PIN Number is / 110006/Advise your correspondent to put this number on their letter. (New Delhi- 1972?)
3. Your Postal Index Number is 799009/Please inform your correspondents.



On a Pre-Printed Postal Card from the Departments (1980's)

## *THE NATIONAL QUICK MAIL SERVICE*

The Quick Mail Service (QMS) was the solution offered and adopted by the Postal Department to hasten transit and delivery of mail. Initially the experiment was confined to mail transmission by air between Delhi-Bombay. Bombay-Madras and Madras-Delhi. This scheme took advantage of the night air service which was still operating between Bombay and Madras. The scheme was inaugurated on 15<sup>th</sup> April, 1975.

### HISTORY OF EXTENSION

Encouraged by the results and public response, the scheme was extended to Hyderabad and Bangalore from 1<sup>st</sup> May 75, to Calcutta from 1<sup>st</sup> June 75. All the State Capitals and Hqrs of the Union Territories (mainland) were covered by this scheme with effect from 1<sup>st</sup> August 1975, Simultaneously, in a regional way, the District headquarters and important towns were connected to be State Capitals the Quick Mail Service. This Regional network is basically a subsidiary system. And not a feeder link to the National QMS grid. The National Quick Mail Service was expanded to cover more i

Franked and postage pre-paid articles bearing Pin Code in their address and posted at specified post office counters are also given the facility of Quick Mail Service.

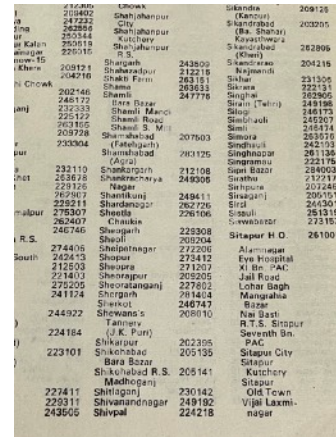
The Quick Mail Service provides the facility of later clearance and next day delivery in most of the Capital cities. Separate letter boxes are provided and special clearances, transmission and sorting arrangements are made. By utilizing the quickest and earliest plane services through a proper routing appraisal a most efficient and expeditious service is provided. In the first Phase, Delhi, Bombay and Madras were inter connected on 15-4-75.

The QMS requires segregation and collection of mail for the different centres. This starts from the very point of posting. Special QMS letter boxes have been provided and letter posted within the specified hours of clearance in these letter boxes get special treatment in clearance, transmission and delivery. This requires our customer's co-operation. If a sender writes the Postal Index Number of the town at the bottom of the address, it readily strikes the sorter's eye and secondly, the use of different languages written in different parts of our country does not affect the work of the sorting staff. Such a letter for availing the QMS facility should be posted only in the special QMS letter boxes. The PIN Code is nevertheless the prime requisite of the service. They are also requested to write their won PIN Code number in the "from address" in their letter as well as their letter heads.

Simultaneously, the special QMS boxes available for posting of letters were increased in number in large cities so that the public could utilize the facility easily.



which is on sale in all the post offices at a nominal price of Rs.1.15.



That is how the postal department sorts the incoming mails and routes them to the correct post office.



Page 12 of 21

## TLR & NTLR (Test Letter Time Record)

The department also concurrently, started the system of Test Letter Runs to monitor and assess the quality of transmission on each route.

TLR's were carried out concurrently in two areas: one within the Circle (CTLR) and other on a national basis (NTLR).

NTLR

TEST LETTER TIME RECORD

1. Name of Circle N. E.

2. Name and Designation of Sender (Rajender Singh)

3. Date of posting 23-10-78 1800 hrs.

4. Date of delivery 26-10-78 10.30

changed

TRAVANCORE-COCHIN

ANCHAL CARD 4

എറണാകുളം മേഖലാലയം

To

K. I. Krishna Murthy,

A.D.P.S. (Hails)

Andhra Circle

Hyderabad-500001

N. T. L. R.

TEST LETTER TIME RECORD

1. Name of circle N. E.

2. Name and designation of Sender S. N. Gargi

3. Date of posting 28/7 Time 1200 hrs.

4. Date of delivery 29/7 Time 10.00

Sub-Postmaster

1. Kumar

P. & T. SERVICE

TRAVANCORE-COCHIN

ANCHAL CARD 4

എറണാകുളം മേഖലാലയം

K. V. Ramanathan

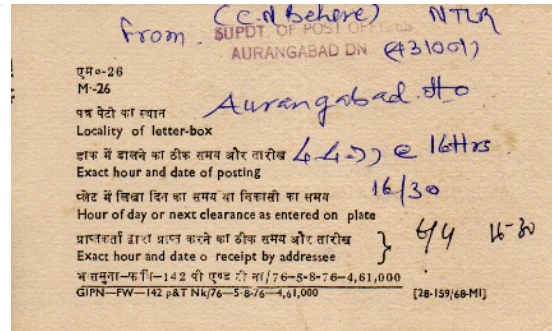
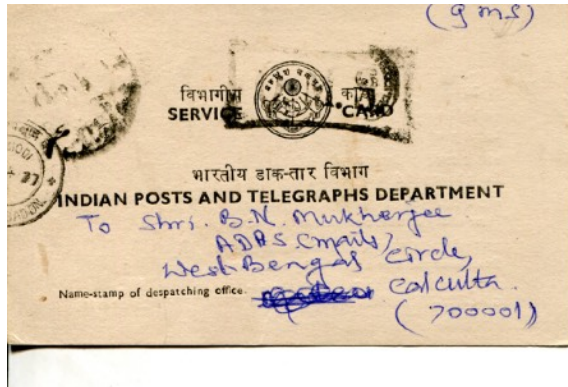
A.D. P.S. (Hails)

C/o P.M.G.

Hyderabad

PIN 500001

## Pre-Printed Stationery

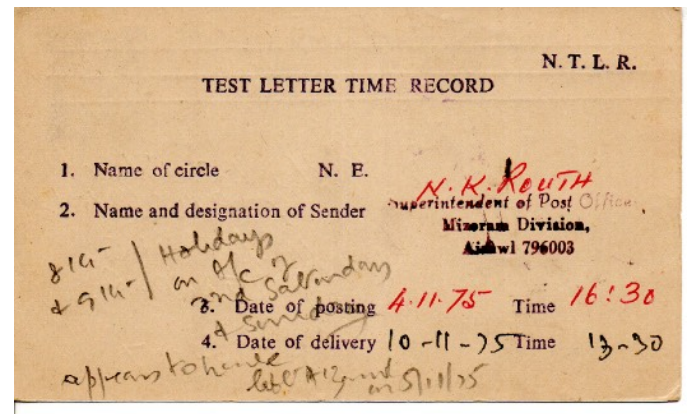
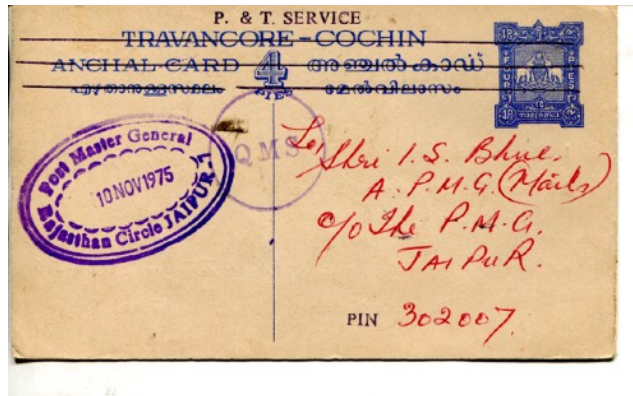


GIPN -PW-142 (5-8-1976) Printed 4,61,000

The Test Letters would be posted on due days in street/ Office letter boxes. For each route, the normal transit time would be determined in advance by the PMG in the case of CTLR by the Directorate for the national routes.

Each letter would be scrutinised for delay. No Sundays or holidays will be excluded for this purpose.

### Delayed Delivery Remarks on the Card




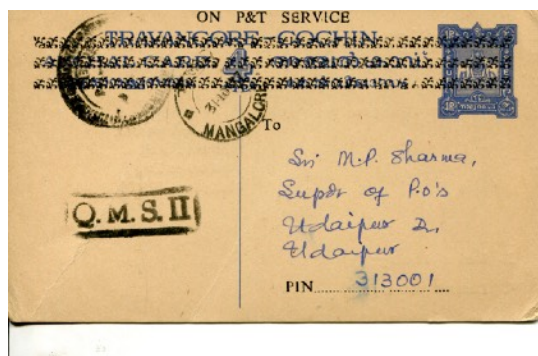


Front

Obverse

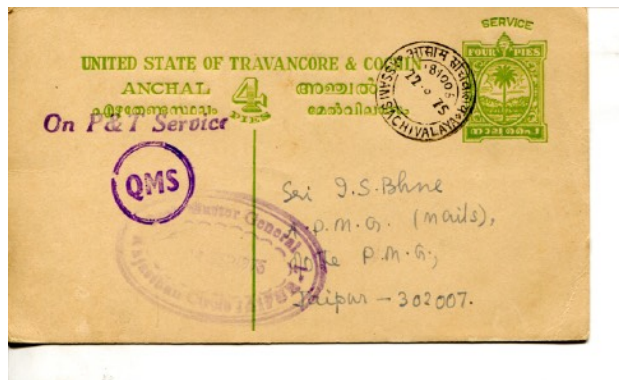
Card Posted 4/10/75 & Delivered 10/7/75 - Note the delay calculation data on the reverse of the card




## Types of Indian States (Overprinted ) Stationery



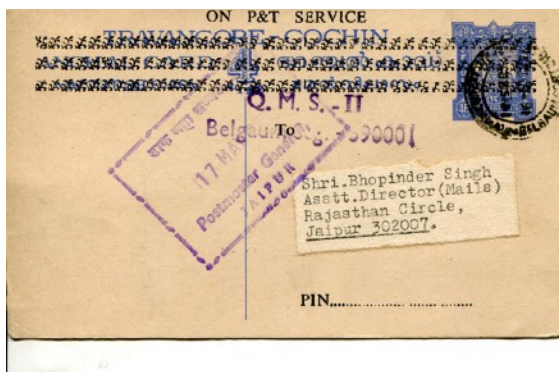
Evolution of the Overprinted Stationery of Erstwhile Indian States ,  
for the use of NTLR



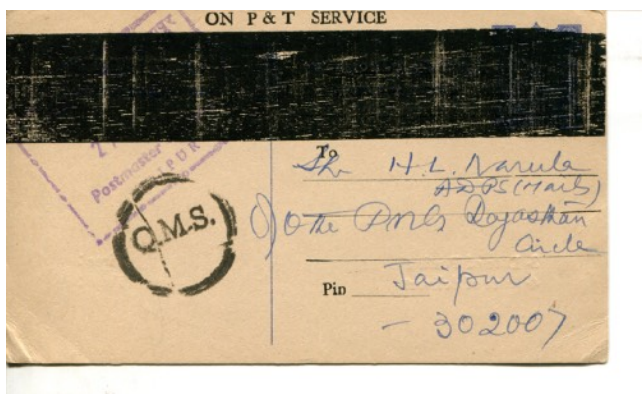
*Rubber Stamp  
P&T Service in Violet Stamp  
State Stationery Visible*



*Letter Press Printed  
On P&T Service / 1/2 Portion  
State Stationery Partially  
Blanked*



*Letter Press Printed  
On P&T Service / Full Portion  
State Stationery Partially  
Blanked*



*Letter Press Printed  
On P&T Service in Black  
State Stationery fully obliterated*



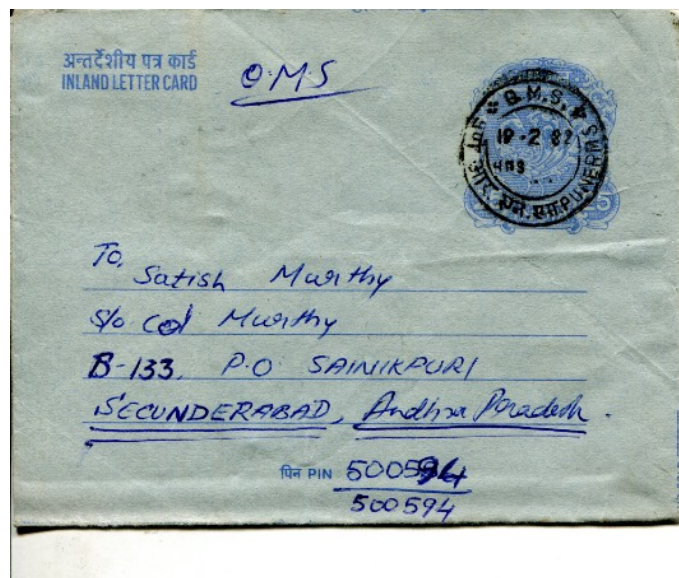
## Post Marks

All QMS Metal date Stamp Incorporated with QMS in the Postmarks are in the scarce category

Though they are not more than 40 years old...but not many have survived due to modern material not finding places in office / home for longer storage .

Also partially, being neglected by Philatelist.

Clear Markings are even scarcer...



A few specimen illustrated & recreated below.





Hand Stamps (commonly found on Covers) - Mostly in Violet Ink (but also in Black.)

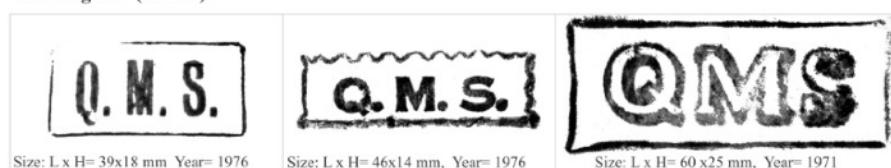
The QMS system used special cachets and postmarks, variously as slogans, instructional markings or cancellations; and a great variety there were, with local Post Masters apparently free to use their own imagination.

## QMS - Rubber Stamps


### Open



### Rectangular (Boxed)



### Circular - I



### Circular - II A (Plain)

### Circular - II B (with pincode)



### Circular - III (Bilingual)

### Oval





### ***Metal Hand Stamps***

Very little is known about metal cancellors with the words 'QMS'.

This listing needs to be expanded ; as not many were listed or illustrated. Most are scarce.

Even more difficult is to find in legible readable condition on smaller covers.

NO	CITY	YEAR	SHAPE	TYPE/ WORDINGS
1	New Delhi Sorting	17/04/1976	Double Circle	QMS' appears in the upper rim of the double circle cancellation. Without hour type
2	Tiruchirapalli	09/08/1976	Double Circle	with 'QMS ' appear in upper rim
3	Navarangpura (Ahmedabad)	09/10/1976	Double Circle	QMS' at top between circles, flanged with 'Navarangpura' in Devanagari and English and 'Ahmedabad' at the bottom. Pin Code and Date in the centre.
4	Bangalore Sorting	15/11/1976	Double Circle	with 'Shighra Dak Seva' in the upper rim, and 'Bangalore Sorting' in Devanagari and English in the remaining part of the rim. The letters 'QMS' and the date appear in the centre.
5	Itanagar P.O	22/11/1976	Double Circle	with 'QMS' appear in upper rim. Without hour type
6	Pune R.M.S	06/12/1976	Double Circle	with 'QMS ' appear in upper rim
7	Namakkal 637001	16/07/1977	Double Circle	with 'QMS' appear in upper rim. With hour type
8	Kanpur RMS	02/11/1978	Double Circle	with 'QMS ' appear in upper rim
9	Bangalore City	21/02/1978	Double Circle	with 'QMS' , date and hours in the middle, bi-lingual 'Bangalore City Sorting' in the entire rim.
10	Kanpur G.P.O	02/03/1978	Double Circle	with 'QMS ' appear in upper rim
11	Ahmedabad G.P.O	08/09/1978	Double Circle	with 'QMS' at the top and 'Ahmedabad G.P.O. Sorting' in Devanagari and English between the circles. In the centre, the top line shows the Pin code, the second the date and the third the hours.
12	Pune			I think this is from Pune G.P.O and is similar to the R.M.S cancellation

(Courtesy - Compiled By Ashok Bayanwala)

## QMS - Metal Stamps

### Type - I

		<p>OD : 27mm ID : 16mm Year : 1982 PIN : 629001</p>
--	--	---

### Type - II

		<p>OD : 27mm ID : 17mm Year : 1982 PIN : 411001</p>
--	--	---

### Type - III

		<p>OD : 30mm ID : 20mm Year : 1984 PIN : 632007</p>
--	--	---

### Type - IV

		<p>OD : 27mm ID : 17mm Year : 1986 PIN : 500476</p>
--	--	---



Reference:

1. Col. L.G Sheno, Ind Dale, Vol1 No4 (April 1977), June 1977, July 1977, April 1978, Oct 1978
2. Shri Daljinder Singh, Quick Mails Service (Dale Tar & PCI Magazine 1977)
3. India Post , Annuals
4. B.T.Cheverton, A-to-Z of Indian Philately ,letter Q India Post (India Study Circle for Philately)
5. Ashok Bayanwala , QMS in Obliterators ,India Post (ISC)

