

# India's 6<sup>th</sup> Definitive Series

This exhibit is a study of printing and varieties of the Indian 6<sup>th</sup> Definitive Series; portraying the theme of “**Agriculture & Rural Development**”.

The stamps were put to sale, with the issue of 30p variety on 03.09.1979.

Totally 19 distinctive different stamps were issued from 2p through 1000p .

The Values of Stamps issued are as follows:-

(2p/3p/10p/15p/20p/25p/30p//35p/50p/100p/200p/225p/280p/325p/500p/1000p)

New studies by the exhibitor shows many Un-recorded items.

## Table of Contents

**1** : Introduction to various aspects of 6th Definitives Study

**2** : Perforation Change - Comb Type & Harrow Type

A: 14 x 14 ½ or 14 ½ x 14 to;

B: 13 x 13

**3**: Watermark changes -

A: Govt of India & Large star,

B: Multiple Ashokan

C: Directional changes

D: Variations to Watermarks

**4** : Visual Appearance Variation -Marginal Inscriptions

A: Cylinder Numbers

B: Different Printings ,

C: Marginal Anomalies

**5** : Errors, Flaws, Oddities & Constant Varieties

Treatment : Traditional philately

Excluded : Archival Material and Used items

Highlighting : Scarce Items are framed in **blue** and very scarce pieces in **red** thick borders.

Period : 6<sup>th</sup> Definitive Series (Start 03.09.79), 7<sup>th</sup> Definitive Series (Starts - 27.02.87)

The period of stamp issues broadly falls between this period

Some values continued to be printed in early 1990's till replaced.

Reference : *Specialises Catalogue of Modern Indian Stamps (Dr.S.P. Gupta)*

*Fundamentals of Philately (L.N.Williams)*

# How to read the Marginal Inscription

## Cylinder Number

In the definitive series and number denotes the successive cylinders used for printing an issue during its currency over a period of time.

## Date of Printing

Found on 3rd printing only but generally trimmed off.

## Marginal Inscription

3<sup>rd</sup> Printing  
New Gumming Wet Well & Press Slogan

The introduction of Dextrin as an additive to the PVA gum then in use. The purpose for this change was to regain the stiffness that had been afforded by Gum Arabic (used earlier). Dextrin is a hydrilised starch and is colorless. By adding a blue-green dye to the dextrin, giving the gum-sede of the stamps a bluish hue.

## Sheet Number

It represents the authorization number provided to print a specific print run

## Perforation Guide Hole/ Colour registration mark

The guide was used with the sheet-fed perforator.


## Perforation type

Harrow perforation (2Hx2H)  
“H” indicates hole extension




# PANE DESIGNATION





5p:A 33  
1<sup>st</sup> Print  
  
14x14½  
3H  
GUM PVA

Pane 1






5p:A 33  
1<sup>st</sup> Print  
  
14x14½  
2H  
GUM PVA

Pane 2




### Explanation of Box

Value & Cylinder No	5p:A 33
Print No	1 <sup>st</sup> Print
Watermarks & Direction	
Perforation	14x14½
Type of Perforation	2H
Type of GUM	GUM PVA




Pane 3



5p:A 33  
1<sup>st</sup> Print  
  
14x14½  
1H  
GUM PVA

Pane 4



5p:A 33  
1<sup>st</sup> Print  
  
14x14½  
3H  
GUM PVA

A. Small size: 2p, 5p, 10p, 15p, 20p, 25p, 30p, 35p and 50p.  
The printer's sheet consisted of 400 stamps arranged in 4 panes of 100 stamps each.  
B. Medium size: 1 Rs and 2Rs were printed in vertical format in sheets of 70 (10x7).  
The printer's sheet consisted of 280 stamps arranged in 4 panes of 70 stamps each.  
C. Large size: Rs 2.25, Rs 2.80 and 5 Rs values were printed in vertical format.  
The printer's sheet consisted of 200 stamps arranged in 4 panes of 50 stamps each.

# 5p-Fish (Pisciculture) - Pane (Anomaly)

Same Cylinder Number of A 54 showing two different settings of the Marginal Inscription Probable from two different printings.



**Pane II Type A**

5p:A 54

1<sup>st</sup> Print



13x13

2H

GUM PVA



**Pane II Type B**

5p:A 33

1<sup>st</sup> Print



14x14½

1H

GUM PVA

# Identifying the Three Printing (Rotogravure)

## 1<sup>st</sup> Printing NASIK

## 2<sup>nd</sup> Printing NASHIK

## 3<sup>rd</sup> Printing (Wet Well & Press) NASHIK



## Offset Litho Marginal Markings

### Offset Litho Printing

Only two varieties of 6th Definitive stamps were issued with offset Litho printing.  
(On a trial basis)

2p Adult Education

5p Pisciculture

Both can be identified by fine horizontal lines in the design.



2p	5p
Litho	Litho
14 x 14½	13 x 13¼
2H	1H
PVA	PVA

Actual Stamp



Enlarged view  
(Horizontal Lines)

### Sheet Markings

- V-type Arrow on any or two margins
- Perforation guide hole with (+) mark
- Sheet cutting mark (-)

It should be noted that printer's imprint and cylinder number are not given in case of definitive stamps printed by offset litho for the 2p & 5p stamps.



# Different types of Perforation

## Comb Perforation Imperf Margin(1st Pane only)



## Harrow Perforation



## Harrow Perforation

Whole sheet is perforated in one operation by punches arranged crosswise in a honeycomb fashion.

## Comb Perforation

In this type of perforation, stamps are punched on three sides at a time in a row and as a result of this arrangement the corner of the stamps are regular most of the IV<sup>th</sup> Def. were perforated with this type.

30p:P 19

3<sup>rd</sup>Print



13x13

2H

GUM PVA

1000p:N1

3<sup>rd</sup>Print



13x13

2Hx2H

GUM PVA

2Hx2H

# 5p-Fish (Pisciculture) - Comb Perforators (Symbol-H)

Different kinds of perforating machines have been used for the 6<sup>th</sup> Definitive issues in Comb perforation extension holes can be indication of the type of perforator used and these are recorded, where known, following the sheet perforation characteristics for each type.






# Perforation - Comb & Harrow

Same Cylinder no's with (2) different perforators

## Perforation - Comb



100p:R14  
3<sup>rd</sup> Print  
13x13  
  
2H  
GUM PVA

## Perforation - Harrow



100p:R14  
3<sup>rd</sup> Print  
13x13  
  
2Hx2H  
GUM PVA

# 500p Rubber Tapping


Cylinder No m1 (Digital Series)

1<sup>st</sup> Printing : 06.IX.85

2<sup>nd</sup> Printing : 09.IX.85


Printing Date : 06.IX.85



500p:M1  
3<sup>rd</sup> Print  
13x13  
  
2H  
GUM PVA

Printing Date : 09.IX.85



500p:M1  
3<sup>rd</sup> Print  
13x13  
  
2H  
GUM PVA

Note : It can be suitably suggested that the printing or process for M1 could have lasted more than (3) days

WATERMARK I - 'LARGE STAR & GOVT.OF INDIA



Water Marks I - W3  
Large Star & Govt of India  
(Star in different direction)

Type I



Type II



Water Marks II - W4  
Large Star & Govt of India  
(Star in same direction)



5p:A 1

1" Print  
14x14½

W4r

GUM PVA

5p:A 4

1" Print  
14x14½

W3

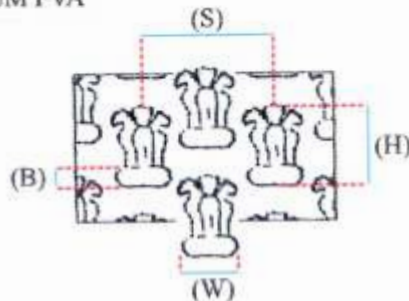
GUM PVA

# WATERMARK II - MULTIPLE ASHOKAN - Variations in Size & Shape



S11  
1<sup>st</sup> Print  
13x13  
2H  
GUM PVA

Type I  
H S W B  
12 22 10 2



Enlarge View



Different types of Dondy Rolls used for the Multiple Ashokan Watermark. It may be due to paper being supplied from different mills.

S20  
3<sup>rd</sup> Print  
13x13  
2H  
GUM PVA

Type II  
H S W B  
15 22 10 2

Enlarge View



S63  
3<sup>rd</sup> Print  
13x13  
2H  
PVA-D

Type III  
H S W B  
12 22 6 3

Enlarge View



S98  
3<sup>rd</sup> Print  
13x13  
2H  
PVA-D

Type IV  
H S W B  
13 21 8 3

Enlarge View



# Watermark Changes - 5p Pisciculture (Fish)

This details out all combination of watermark variations in this series.




5p : A1  
 1" Print  
 14x14½  
 GOI  
 2H  
 GUM PVA



5p : A28  
 1" Print  
 14x14½  
 GOI  
 2H  
 GUM PVA




5p : A29  
 1" Print  
 14x14½  
  
 2H  
 GUM PVA




## Watermark Inverted



5p:A 80 1" Print 13x13  2H GUM PVA



5p:A80 1" Print 13x13  2H GUM PVA

# Colour - Shade Variations

15p : Cylinder No C 4



15p : Cylinder No C 16



15p : Cylinder No C42



25p : Cylinder No J 12



25p : Cylinder No J 15



25p : Cylinder No J 25



30p : Cylinder No P 1



30p : Cylinder No P 27



30p : Cylinder No P 43



# GUM - Shades Variations

Different type colours of gums used in the 6<sup>th</sup> Definitive Series.

Department of Posts India Stamp News : Dtd- 10/09/1985.

(2) New GUMMING:-

India Security Press has recently introduced a new type of more effective gumming on postage stamps by replacing the conventional vegetable gumming by a new synthetic gumming which ensures firm sticking of stamps on postal stationery ( This gum is not glossy). For firm adhesion, the public is advised to " Wet the Stamp well & Press." In order to bring this to the notice of the public it has been decided to print this slogan " Wet well & Press " printers

1. No. on India public postage stamps VI Definitive Initiative series beyond perforation of sheets



5p:A 63

1<sup>st</sup> Print

13 x 13



2H

PVA

5p:A 41

1<sup>st</sup> Print

13 x 13



2H

PVA -Y

10p:B54

3<sup>rd</sup> Print

13 x 13





2H

PVA - D


**Marginal Inscription (Misc)**  
Perforation Pin Guide Marks




200p:S64      500p:M1  
3<sup>rd</sup> Print      3<sup>rd</sup> Print  
13 x 13      13 x 13  
        
2H      2H  
PVA-D      PVA

**Colour Registration Marks (CRM)**




225p:T1  
1<sup>st</sup> Print  
14 x 14½  
  
1H  
PVA



35p:K8  
1<sup>st</sup> Print  
13 x 13  
  
2H  
PVA


(?)Bi-Colour Mark for single colour stamp



50p:G83  
3<sup>rd</sup> Print  
13 x 13  
  
2H  
PVA-D

Trim Mark



15p:C16  
1<sup>st</sup> Print  
14 x 14½  
  
3H  
PVA